

MLC Real Return Moderate

ASSET MANAGEMENT

Targeting returns above inflation while managing market uncertainty

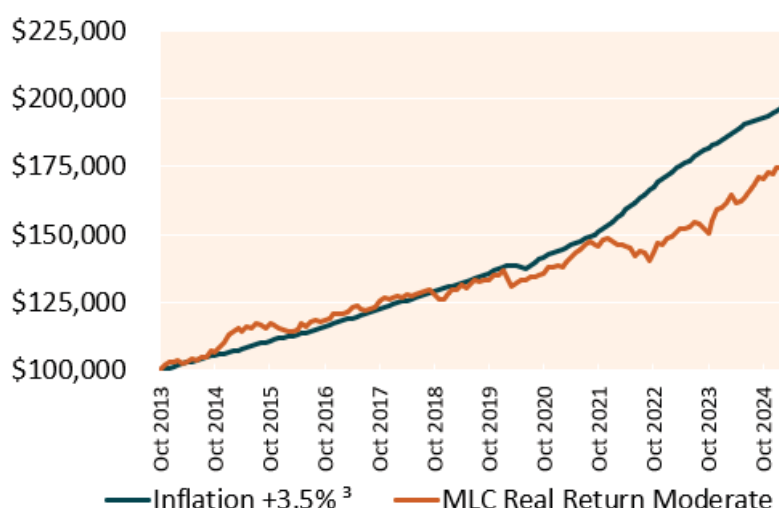
Data updated to 31 March 2025

ARSN: 165 016 151 APIR code: MLC0920AU ASX mFund code: MLC02

Fund performance

	3 mths (%)	1 yr (%)	3 yrs (%pa)	5 yrs (%pa)	7 yrs (%pa)	10 yrs (%pa)	Since inception on 1 Oct 2013 (%pa)
Income return	0.0	6.7	4.8	4.6	4.2	4.1	3.9
Growth return	-0.2	-2.2	0.8	1.0	0.3	-0.1	0.9
Total net return¹	-0.2	4.5	5.6	5.6	4.4	4.1	4.9
Inflation^{2,3} +3.5%	1.6	5.7	7.8	7.3	6.7	6.3	
Excess return	-1.8	-1.2	-2.2	-1.6	-2.3	-2.2	

Value of \$100,000 invested



Performance relative to its objective

The portfolio's objective is to deliver a return of 3.5% pa above inflation (after management costs) subject to limiting the risk of negative returns over 5 year periods. Generating returns above inflation requires the portfolio to invest at least partly in risk assets such as shares. As a result, there will be times when the portfolio doesn't deliver its return objective, and the portfolio may fall in value. However, we aim for the portfolio to have less than a 15% chance of a negative return over a 5 year period. To control the risk of negative returns we flexibly adjust the portfolio's asset allocation, investing in a combination of assets that provide an attractive potential return for the risk taken.

Over the 5 years to 31 March 2025 the portfolio has underperformed its objective by -1.6% pa due to our positioning to protect the portfolio from negative returns.

Past performance is not a reliable indicator of future performance. Returns are not guaranteed and may vary from any target described in this document.

¹Net returns are calculated after deducting management fees and assume reinvestment of all distributions.

²The measure of inflation is the Consumer Price Index (CPI), calculated by the Australian Bureau of Statistics. A proxy CPI value has been calculated for the most recent quarter as the official number was not available at the time of publication.

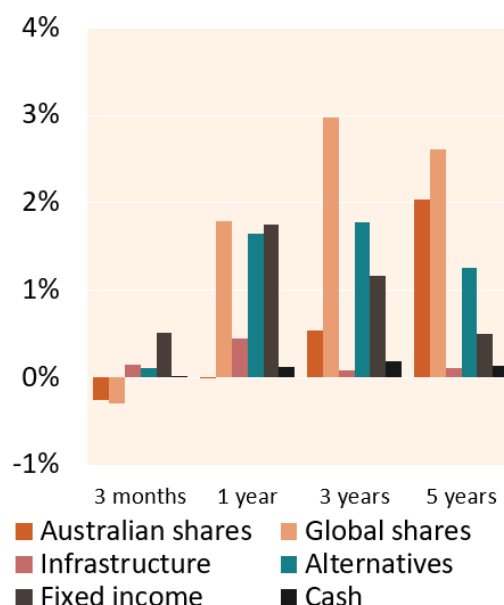
³The portfolio's performance objective changed from gross of fees to net of fees from 1 October 2019. We have applied the new objective since inception.

Contributors to portfolio returns

Performance drivers for the quarter are:

- There were weak returns in **Australian shares** (-2.4%) and **global shares** (-1.7%).
- The exposure to **listed infrastructure** (+5.1%) and **private equity** (+2.0%) within Alternatives, generated generated positive returns.
- Within Fixed income, exposure to short-maturity bonds and corporate bonds contributed positively to performance. The **short maturity strategy** returned +1.6% and **extended credit strategy** returned +1.2%.

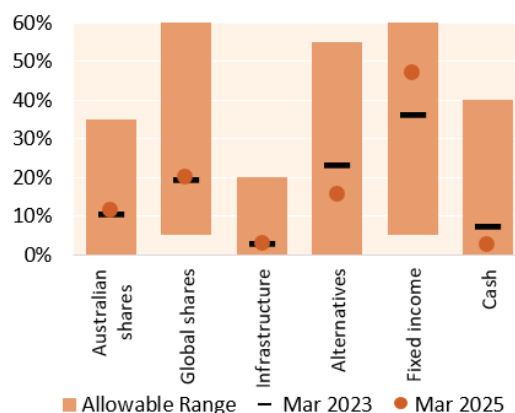
Note: Strategy returns and asset class contributions are before deducting fees.



Portfolio positioning

The portfolio has flexible asset allocations with few constraints which enable us to target tight control of risk over each portfolio's time horizon. The portfolio's main positions are:

- A relatively high level of diversified market exposure spread across traditional shares and fixed income assets. These exposures are supplemented by alternative sources of return such as **private equity, MLC opportunistic capital solutions and insurance-related investments**. We also maintain cost conscious hedging that should offset losses in the event that diversification fails.
- We have a defensive orientation to both the **Australian and global share** exposures. The strategies are invested in what we believe are higher quality companies protected with a level of additional risk control by hedging part of the strategy against large losses. Our focus on quality and the hedging overlay reduces the risk of large negative returns in falling markets at the expense of participating in speculative markets.
- Within our **derivatives and currency strategies** we hold an exposure to Australian nominal government bonds to add additional duration. With yields elevated compared to the recent past, bonds once again provide diversification against growth risk. The derivatives strategy also holds an exposure to emerging markets.
- **Inflation-linked bonds** provide important inflation protection, reducing the portfolio's exposure to inflationary risks and protecting against expectations of lower economic growth.



Further Information

Visit our website at mlcam.com.au/MLCWholesale for additional information including:

- The latest [news and insights](#) from our investment experts.
- The core of any successful investment is a clear investment philosophy. [MLC's investment philosophy](#) defines the kind of investor we are and, most importantly, how we manage your money.

Important Information

The information in this presentation has been provided by MLC Investments Limited (ABN 30 002 641 661, AFSL 230705), part of the Insignia Financial group of companies (comprising Insignia Financial Ltd ABN 49 100 103 722 and its related bodies corporate) ('Insignia Financial Group'). No member of the Insignia Financial Group guarantees or otherwise accepts any liability in respect of any financial product referred to in this communication.

This information may constitute general advice. It has been prepared without taking account of an investor's objectives, financial situation or needs and because of that an investor should, before acting on the advice, consider the appropriateness of the advice having regard to their personal objectives, financial situation and needs.

You should obtain a Product Disclosure Statement (PDS) relating to the financial products mentioned in this communication issued by MLC Investments Limited, and consider it before making any decision about whether to acquire or continue to hold these products. A copy of the PDS is available upon request by phoning the MLC call centre on 132 652 or on our website at mlcam.com.au/MLCWholesale

Past performance is not a reliable indicator of future performance. The value of an investment may rise or fall with the changes in the market. The performance returns in this communication are reported before deducting management fees and taxes unless otherwise stated.

The capital value, payment of income, and performance of any financial product referred to in this communication are not guaranteed. An investment in any such financial product referred to in this communication is subject to investment risk, including possible delays in repayment of capital and loss of income and principal invested.

Actual returns may vary from any target return described in this communication and there is a risk that the investment may achieve lower than expected returns.

Any opinions expressed in this communication constitute our judgement at the time of issue and are subject to change. We believe that the information contained in this communication is correct and that any estimates, opinions, conclusions or recommendations are reasonably held or made at the time of compilation. However, no warranty is made as to their accuracy or reliability (which may change without notice) or other information contained in this presentation.

MLC Investments Limited may use the services of any member of the Insignia Financial Group where it makes good business sense to do so and will benefit customers. Amounts paid for these services are always negotiated on an arm's length basis.